

# Y2

## Welcome Booklet



**Believe Enjoy Succeed Together**  
"I can do everything through God who gives me strength"  
Philippians 4:13

Cronton CE Primary School

### The KEYS Curriculum

Knowledge and skills

Empower

You to

Succeed

### Keys To Success



Knowledge



Skills



Vocabulary



## Contents

1. Staff in class
2. Keys Curriculum
3. Learning Attitudes and Christian Vision
4. Long Term Plans
5. Timetable
6. Website/twitter
7. Cronton Magic Keys
8. End of Year Expectations
9. Homework expectations
10. PE kit
11. Reading and Reading Ninjas
12. Library time
13. Class Trips
14. Good to be Green
15. Contacting Teachers
16. Morning and Home Time Routine
17. Dates for Diary
18. Water bottles
19. Snacks



## Welcome to Year 2

Staff that will be working with your  
children this year:

Mrs Jones - Class Teacher

Miss Wilson - Teacher Assistant

Mrs Gillies will be teaching Monday and  
Wednesday afternoons.



## KEYS Curriculum

### KEYS Curriculum

#### Our KEYS Curriculum Intent

Our Curriculum has been designed by Cronton CE to provide a bespoke, unique and exciting curriculum that is tailor-made to suit our children, their learning and their futures. Every child is unique and important. They are at the centre of their learning; starting as part of a class, whole school, the local community and then on to their future role in modern Britain and as a future global citizen. Our KEYS curriculum develops each child and the understanding that **Knowledge and skills Empower You to Succeed.**

We maintain a broad and balanced approach to our curriculum, which alongside English and Mathematics will provide our children with skills, knowledge and vocabulary rich experiences that excite and engage. We will foster attitudes and qualities which will enable them to become confident, caring, respectful and responsible citizens. We offer a spiritual, moral, social and cultural experience for all through our curriculum and also through extra-curricular clubs and activities, day trips and residential experiences in KS2. We use a wide variety of resources to assist us in delivering this bespoke curriculum including specialist teachers, visits and curriculum enhancements and ensure links and relationships are meaningful to the children and their learning.

Our curriculum is planned to ensure it will build upon what children already know in a sequential way to give them powerful knowledge and skills while making relevant links to secure their understanding of the world around them. We ensure that all children receive quality first teaching for every subject with high expectations for all. We provide a quality education that is inclusive and equips our children to be lifelong learners.

#### Our KEYS Curriculum:

Develops each child with, **KNOWLEDGE**, **SKILLS** and **VOCABULARY**. It is broad, balanced and has clear progression which is sequential in these areas. It is filled with rich purposeful first-hand experiences and uses sourced expertise. It develops values and the learning attitudes of **INDEPENDENCE**, **PERSISTENCE**, **CURIOSITY**, and **TEAMWORK** and take **RESPONSIBILITY** to always be the **BEST** we can be.



## KEYS Curriculum

We want our children to show **RESPECT** and have **RESPONSIBILITY** to each other and in all aspects of life. It embraces children's knowledge and understanding of the developing world we live in, from our **COMMUNITY**, modern multi-cultural Britain and as *Global Citizens* of the future.

### Learning Attitudes

We want to instil in the children a lifelong love of learning and develop **KEY** Learning Attitudes with the children. We will encourage discussion and development of the **KEY** learning attitudes throughout the year.



### Christian Vision

"I can do everything through **God** who gives me strength" Philippians 4:13



# KEYS Curriculum

## Class Time Table

Y2 KS1	8.45 Doors open	8.50 9.00	9.00- 9.15	9.20-10.00	10.00-10.15	10.15- 10.30	10.30- 11.15	11.15-12.00	12- 1	1.00- 1.05	1.05-1.55	1.55 2.10	2.10- 3.00	3.00 3.15
Mon	Register Morning activities	Worship	Phonics	Spelling Test	B	10.30 - 11.00 Spelling Lesson	Maths Meeting	Maths Arithmetic	L R E G		P.E.	B	Music/ICT	Story time
Tue	Register Morning activities	Worship	Phonics	Maths Meeting	R	Maths	Read to Write		U I S T		Science	R	RE	Book Club
Wed	Register Morning activities	Worship	Phonics	Maths Meeting	E	Maths	Read to Write		N R A		Art & Design/ DT	E	PSHE	Story time
Thur	Register Morning activities	Worship	Phonics	Spelling/ Hand writing	A	Spanish	Read to Write		C T I		History/ Geography	A	Maths	Story time
Fri	Register Morning activities	Star badge 9-9.30	Phonics	Maths Meeting/ Maths	K	10.30 -11.00 Maths	11.00 - 11.30 Singing 11.30 -12 English comprehensi on WCSR		H O N		P.E.	K	Spelling/ Grammar	Story time

Subject	Autumn 1	Autumn 2	Spring 1	Spring 2	Summer 1	Summer 2
<b>English Genre</b>	The River by Marc Martin Narrative Letter writing to inform	The Night Gardener by The Fan Brothers Narrative Diary to recount	The Bog Baby by Jeanne Willis and Gwen Millward Narrative Instructions	Grandad's Island by Benji Davies Narrative Information text	The King who Banned the Dark by Emily Haworth Booth Narrative Information	Rosie Revere Engineer By Andrea Beaty Narrative Explanation text
<b>High Quality Text Focus WCSR</b>	Don't Forget the Bacon by Pat Hutchins A Forest by Marc Martin Patterns on a Page A Stone is a Story by Leslie Barnard Booth	Sam's Sandwich by David Pelham Lizzy and the Cloud by The Fan Brothers Ocean Meets Sky by The Fan Brothers	The Bear's Garden by Marcie Colleen There's a Tiger in my Garden by Lizzy Stewart The Curious Garden by Peter Brown Really Looking The First Book of Nature by Nicola Davies	Different Stories by the same author (Oliver Jeffers) Hot and Cold by DK	Significant Author Focus-Francesca Simon (Horrid Henry)	Information books on Australia Silly Stuff Rumble in the Jungle by Giles Andros
<b>Maths</b>	Place value Addition and subtraction	Addition and subtraction Shape	Place value Addition and subtraction	Place value Length and height Mass and volume	Multiplication and division Position and direction fractions	Place value money Time
<b>RE</b>	The Bible. Why is it such a special book? (Other faith link)	Christmas. Why was the birth of Jesus such good news?	Jesus Friend to Everyone	Easter. How do symbols help us to understand the story?	Why is the Church a special place for Christians? (Other faith link)	What happened at the Ascension and Pentecost?
<b>Science</b>	Chemistry Uses of Materials	Recycling (focus on plastic) 3 weeks	Physics Forces and Magnets	Biology Living things and their habitats	Biology Plants and their needs	Biology Digestion and Movement
<b>Geography</b>		Map Skills: Continents and Oceans		Where In The World - Hot and Cold places		Australia
<b>History</b>	Black history. Month Significant people Mary Seacole Florence Nightingale Significant Event The Great Fire of London	Significant event Remembrance Day	Significant Person Queen Victoria Changes in homes since the Victorian Period to include local links of significant person Kitty Wilkinson		Tudor Monarchs Comparing different periods and significant individuals	
<b>Art</b>	Weaving - Textiles		Artist Study - Maeve Wright - Drawing, Painting		Collage Plant Life	
<b>DT</b>		Healthy Sandwich		Roly Poly's		Australian Images Tile



Knowledge and Skills  
Empower  
You to  
Succeed

## Cronton CE Primary School Year 2 - Long term Overview



Knowledge  
Skills  
Vocabulary



## KEYS Curriculum

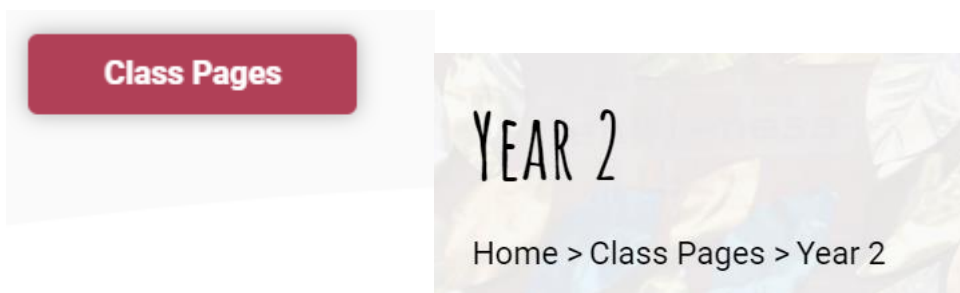
<b>Music</b>	Charanga - Hands, Feet, I Nativity		Charanga Heart I Wanna Play In A Band		Charanga Friendship Song, Resonate - Glockenspiel	
<b>Computing</b>	Information technology around us Digital literacy	Digital photography Information technology	Robot algorithms Computer science	Pictograms Information technology	Making music Information technology	Programming quizzes Computer science
<b>PE</b>	Fundamentals - movement games to include spatial awareness/ body control/directional word/listening skills Invasion Games	Gymnastics I Target Games	Ball Skills  Dance	Sending and Receiving  Net and Wall Games	Athletics  Target Games	Striking and Fielding Games  Team Building
<b>PSHE</b>	Being Me In My World With Jigsaw	Celebrating Difference With Jigsaw	Dreams and Goals With Jigsaw	Healthy Me With Jigsaw	Relationships With Jigsaw	Changing Me With Jigsaw
<b>Christian Values</b>	Set A - Generosity Set B - Service Set C - Hope	Set A - Justice Set B - Humility Set C - Friendship	Set A - Perseverance Set B - Compassion Set C - Creativity	Set A - Responsibility Set B - Forgiveness Set C - Courage	Set A - Truthfulness Set B - Trust Set C - Respect	Set A - Thankfulness Set B - Wisdom Set C - Peace
British Values run throughout the curriculum						

Website / Twitter

There is a lot of information on the website. Please check out on

<https://www.crontonce.co.uk>

Please follow our class blog. We will be updating each week showing the work the children have been doing.



There is a lot of information on the website. Please check out on

<https://www.crontonce.co.uk/>

Twitter

Please follow us on Twitter at **@Crontonceschool**

We will be posting weekly posts about the children.



## KEYS Curriculum

### Cronton Magic Keys



At Cronton, we strive to enable all pupils to become the BEST that they can be. This encompasses their academic achievements as well as their personal strength of character.

At Cronton, children celebrate each other and their own qualities. We embrace new experiences, responsibilities and are proud of who we are.

We foster a love of exploring, build confidence and enhance resilience as our pupils discover their own multitude of talents and values.

Our children enjoy the journey whilst learning attributes such as cultural acceptance, respecting differences and learning how to manage their feelings.

This Magic Keys Passport aims to record and celebrate just some of the incredible achievements of our pupils whilst at Cronton C.E. Primary School and gives them some challenges to do at home as well!

Each year group has their own set of magic keys to collect across the year.

Most are keys they can achieve in school but three are for you to do at home.

At the end of the year the children will have an award ceremony where they will be awarded their Magic Key badge for the year. Each year group has a different colour badge to collect and keep.






















In Year Two we have an orange coloured key.

Everyone will receive a pennant to keep their badges on and build up over the years. We are asking for an annual parental contribution of £2.40 to help us cover the cost.

In the Summer term there will be an award ceremony in school where we celebrate the children's achievements.



## KEYS Curriculum

		Colour in your Magic Keys as you achieve them! Get an adult to write the date next to them.
1	Receive a Star Badge	
2	Lead a school worship	
3	Take part in a sports day	
4	Speak in front of the class	
5	Learn another language	
6	Take part in theme days	
7	Go to the school library	
8	Learn to use a compass to find N,S,E,W	
9	Learn how to keep safe on the roads	
10	Know my 2, 5 and 10 times tables off by heart	
11	Lead a church Nativity Service	
12	Go to an aquarium – walk under water	
13	Learn to weave	
14	Learn a poem off by heart	
15	Make a sandwich and use a safe bridge cut	
16	Sing in Liverpool Cathedral	
17	Sew running stitch	
18	Go on a walk and climb a tree safely!	
19	Play a memory game with my family	
20	Help in the garden	

### End of Year Expectations

This provides information for parents and carers on the end of year expectations for children in our school.

The National Curriculum outlines these expectations as being the minimum requirements your child must meet in order to ensure continued progress.

All the objectives will be worked on throughout the year and will be the focus of direct teaching. Any extra support you can provide in helping your children to achieve these is greatly valued.

If you have any queries regarding the content of this page or want support in knowing how best to help your child, please talk to your child's teacher.



## KEYS Curriculum



Reading	Writing	Mathematics
<ul style="list-style-type: none"><li>• Secure with year group phonic expectations.</li><li>• Recognise simple recurring literary language.</li><li>• Read ahead to help with fluency and expression.</li><li>• Comment on plot, setting &amp; characters in familiar &amp; unfamiliar stories.</li><li>• Recount main themes and events.</li><li>• Comment on structure of the text.</li><li>• Use commas, question marks and exclamation marks to vary expression.</li><li>• Read aloud with expression and intonation.</li><li>• Recognise: commas in lists apostrophe of omission and possession (singular noun)</li><li>• Identify past/present</li></ul>	<ul style="list-style-type: none"><li>• Write different kinds of sentence: statement, question, exclamation, command.</li><li>• Use expanded noun phrases to add description and specification.</li><li>• Write using subordination (when, if, that, because) and coordination (or, and, but).</li><li>• Correct and consistent use of present tense &amp; past tense.</li><li>• Correct use of verb tenses.</li><li>• Write with correct and consistent use of: capital letters, full stops, question marks, exclamation marks</li><li>• Use commas in a list.</li><li>• Use apostrophe to mark omission and singular possession in nouns.</li><li>• Write under headings.</li></ul>	<ul style="list-style-type: none"><li>• Compare and order numbers up to 100 and use <math>&lt;</math> <math>&gt;</math> <math>=</math>.</li><li>• Read and write all numbers to 100 in digits &amp; words.</li><li>• Say 10 more/less than any number to 100.</li><li>• Count in steps of 2, 3 &amp; 5 from zero and in 10s from any number (forwards and backwards).</li><li>• Recall and use multiplication &amp; division facts for 2, 5 &amp; 10 tables.</li><li>• Recall and use +/- facts to 20.</li><li>• Derive and use related facts to 100.</li><li>• Recognise place value of any 2-digit number.</li><li>• Add &amp; subtract: 2-digit nos &amp; ones 2-digit nos &amp; tens Two 2-digit nos Three 1-digit nos</li></ul>



## KEYS Curriculum

<p>tense and why the writer has used a tense.</p> <ul style="list-style-type: none"><li>• Use content and index to locate information.</li></ul>	<ul style="list-style-type: none"><li>• Write lower case letters correct size relative to one another.</li><li>• Show evidence of diagonal and horizontal strokes to join handwriting.</li></ul>	<ul style="list-style-type: none"><li>• Recognise and use inverse (+/-).</li><li>• Calculate and write multiplication &amp; division calculations using multiplication tables.</li><li>• Recognise, find, name and write <math>1/3</math>; <math>1/4</math>; <math>2/4</math>; <math>3/4</math>.</li><li>• Write and recognise equivalence of simple fractions.</li><li>• Tell time to five minutes, including quarter past/to</li></ul>
--	--	--

### Homework Expectations

Homework will also consist of reading, spellings and times tables. The children will also have access to Times Table Rock Stars (when we start our times tables) which they can use to practise different skills using games.

### Reading

Reading is part of the children's homework so they should read each school night for about 10 minutes for a minimum of 5 nights. Please sign the children's books when they read each night for 10 minutes.

### Spelling

Spelling books will be sent home each Monday with new spellings. The following Monday they will be tested and given new spellings giving them a week to practise and learn the spellings or spelling rule. Please practise the spellings. A couple a night is better than all in one go. The children will also be tested on 2 secret spellings from previous lists.

### PE KIT

PE is on Monday and Friday afternoons.



## KEYS Curriculum

This consists of a white T-shirt and royal blue shorts and for outdoor PE, a royal blue sweatshirt and plain black or navy tracksuit bottoms and black pumps. The P.E. uniform is obligatory.

If you do not wish to purchase this outdoor PE kit the children should wear their school cardigan / jumper with their PE shorts or black or navy jogging bottoms for outdoor PE lessons when the weather is cold.

Please note that children will only be allowed to wear the outdoor kit mentioned above or their school jumper for outdoor PE.

All other types of track suits, jogging suits, football kits etc will not be allowed to be worn for PE.

**Please make sure EVERYTHING your child brings into school including uniform and PE kit has their NAME on it!**

### Independence

As children move into Year 2 more independence is expected to prepare the children for KS2. Your support is greatly appreciated with this.

The children need to take responsibility for bringing in letters, homework, PE Kit etc.

### Reading at Home

At Cronton we would like to instil a love of reading. Reading is a high priority to us in every year. We hope that you continue to help in this very important area. To help this, please encourage daily reading aloud / story reading and discussion of books.

#### Helpful Tips

- Quality time rather than quantity is vital.
- Please assist the staff by encouraging your child's reading at home by sharing books, listening to and reading with your child.
- Use dictionaries to clarify meanings of unknown words.
- Children should bring their book in each day and place in the box first thing in the morning.
- Ask questions about the text to infer and discuss point of view.



## KEYS Curriculum

Please ensure that you sign the reading record book to show that your child has read to complete the reading challenge.

### Reading Ninja Challenge

In a drive to reward the children who read more at home, Cronton C of E Primary School are continuing to run the Reading Ninja Challenge. The children will be rewarded with 'Reading Belts' in the form of a certificate. To gain a belt they will need to read 25 times. For a 'read' to count towards a band your child needs to share a book with an adult for at least 10 minutes. This could be their school reading book, sharing book, library book, book from home or a comic.

An adult must sign their reading record book and only one read per day counts (so there is a maximum of seven reads per week). We recommend a period of a minimum of 10 minutes for a signature in their reading record. Class teachers will ask for your child's reading record every week to total and record the number of reads for each child. As they gain more signatures, they will progress through the coloured belts. We hope that this will be an exciting way of encouraging the children to read at home every day.

The belts:

	300
	275
	250
	225
	200
	175
	150
	125
	100
	75
	50
	25



## KEYS Curriculum

### Library Time

Our class has been given an allocated slot to visit the school library. The children will be able to choose a book from the library to take home. This may be one that they can enjoy themselves or choose one to be read to them. They can keep the book until they have finished. They will only be allowed to change the book once they have returned the current book.

### Class Trips

Our class will be going on a trip this year to Blue Planet Aquarium. Further details will be available when place and date is confirmed which should be by the end of this week. As with all trips, we will be asking for a voluntary contribution and if an insufficient number of parents are able to make this contribution, the trip cannot go ahead.



## KEYS Curriculum

### Good to be Green

We have four rules in school and for when we are out on trips.

**Be Ready! Be Respectful! Be Safe! Be Kind!**

<p>Stay on a green card it's,</p> <p><b>GOOD TO BE GREEN!!</b></p>	<p>Following the school rules at all times will ensure you stay green!</p> <ul style="list-style-type: none"><li>- Be Ready!</li><li>- Be Respectful!</li><li>- Be Safe!</li><li>Be kind!</li></ul>
<p>Green Speech Bubble</p> <p><i>This is a record of a verbal warning to follow the rules. It still counts as staying green.</i></p>	<p>Speech Bubble: First instance of not following the rules - minor incidents:</p> <ul style="list-style-type: none"><li>• Low level disruption.</li><li>• Shouting out.</li><li>• Pushing in lines.</li><li>• Using outside equipment before or after school</li></ul>
<p>Yellow card</p> <p>Miss 15 minutes of the next playtime. In EYFS a time out appropriate to their age.</p>	<p>Yellow Card: Second instance of not following the rules or a more serious incident, examples are:</p> <ul style="list-style-type: none"><li>• Ignoring an adult's direct instruction.</li><li>• Unwanted behaviour that does not physically hurt another person.</li><li>• Anti- social behaviour.</li></ul>
<p>Red card.</p> <p>Miss 15 minutes of the next two playtimes. In EYFS a second time out appropriate to their age. All age groups receive a red letter from Mrs Thomson, Miss Roberts or Mrs Jones to go home explaining why the card has been issued. The incident and contents of the letter will be uploaded onto CPOMS.</p>	<p>Red Card: Third instance of not following the rules or a very serious incident, examples are:</p> <ul style="list-style-type: none"><li>• Spitting.</li><li>• Deliberately slapping, hitting, punching or kicking.</li><li>• Deliberate damage to school property.</li><li>• Swearing.</li><li>• Racism.</li><li>• Persistent bullying.</li><li>• Stealing.</li><li>• Fighting (before, in or after school).</li><li>• Abusive/inappropriate behaviour on social media or inappropriate use of the internet.</li></ul>

- ***If a serious instance of not following the rules has occurred - a child may move straight to yellow or red without going through the previous sanctions.***
- These are examples only and not a definitive list of the behaviours that might incur a sanction.
- Extremely serious cases of not following the rules may result in a temporary suspension from school.



## KEYS Curriculum

### Show you are READY by:



- Attending school everyday
- Arriving to school on time
- Immediately following a teacher's instruction.
- Always following a silent signal.
- Having all your equipment ready for your lesson.

### Show you are being RESPECTFUL by:



- Listening carefully.
- Showing you are paying attention.
- Taking care of school equipment, furniture and the school building / environment.
- Waiting your turn to speak.
- Sitting correctly and still.
- Remembering your manners.
- Come into class/school/worship quietly using SMART walking.
- Always treating someone else's belongings with respect and not touching or taking them without their permission.

### Show you are being SAFE by:



- Always using **kind hands** and never physically hurting another person deliberately.
- Lining up carefully and considerately without pushing.
- Always using SMART walking when moving around school.
- Only using outside equipment during breaks and lunchtimes.
- Always being respectful to each other in corridors and especially around doorways.

### Show you are being KIND by:



- Always using your mouth for kind things: **kind words**, smiling and not for unkind things like spitting - never swearing or using racist or homophobic language.
- Always using **kind hands, kind mouths and kind feet** and never physically hurting another person deliberately.
- Always treating others how you would like to be treated and never bullying anyone or being unkind to someone either once or repeatedly.
- Always remember that we all have equal rights and should be treated with kindness and respect regardless of our gender, ethnicity, age or religion.
- Always remember that when we are online we should always treat others with the same kindness and respect as if we are in the same room as them.

These are examples only and not a definitive list of the behaviours that might incur a sanction.



## KEYS Curriculum

Extremely serious cases of not following the rules may result in a temporary exclusion from school.

### Messages for the Teacher

If you would like to speak to me, you can contact the school through the [crontonce@ldst.org](mailto:crontonce@ldst.org) email and this will be forwarded to me. I will contact you as soon as possible. It is probably quicker to write a note for me that can be sent into school as I cannot always access my emails during the school day. If you need to speak to me urgently then please call the office and leave a message and I will speak to you at the earliest opportunity. You can pass a message through Mrs Nesbo on the door in the morning.

### Morning and Home Routine

Children will continue to enter the school through the main door in the morning and out through the classroom door at the end of school.

### Dates for Your Diary

<u>September</u>	
Thursday 26 <sup>th</sup>	European Day of Languages - we are learning about <b>Sweden</b> . EYFS/Infant Harvest
Friday 27 <sup>th</sup>	KS2 Harvest
<u>October</u>	
Sunday 6 <sup>th</sup>	Reception Welcome Service
Monday 21 <sup>st</sup>	Parent's Evening 3.30-6.30 p.m.
Tuesday 22 <sup>nd</sup>	Parent's Evening 3.30-6.30 p.m.
Friday 25 <sup>th</sup>	School Finishes for Half Term
<u>November</u>	
Friday 1 <sup>st</sup>	Diwali
Wednesday 13 <sup>th</sup>	Open Evening 5.00p.m. - 7.00 p.m.
<u>December</u>	
Sunday 8 <sup>th</sup>	Infant Nativity
Tuesday 17 <sup>th</sup>	Reception and KS1 Christmas Party
Thursday 19 <sup>th</sup>	Talent Show
Friday 20 <sup>th</sup>	Breakfast with Santa



## KEYS Curriculum

### TRIP

Will be to Blue Planet Aquarium in the first half of the Spring Term.

#### Water bottles

Please provide a water bottle for your child each day to help with the smooth running of the classroom. This is so they don't have to leave the classroom for a drink. This should be filled with water only - NO JUICE OR FLAVOURED WATER.

#### Snacks

Your child is allowed a healthy snack during break time Monday to Thursday. They are allowed a small "treat" snack on a Friday first break. We also have fruit provided by school every afternoon.