



Year 2 Computing - Digital photography



Knowledge

Knowledge and skills
Empower
You to
Succeed

Cronton CE Primary School


Keys to
Success

Autumn Term




Vocabulary

Lots of devices allow us to take photographs. The iPad includes a camera app.




Photographs can be taken in both portrait and landscape, depending on the backdrop and size of photo needed.

Portrait:



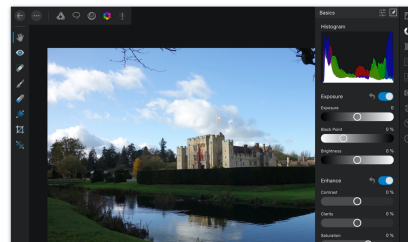
Landscape:



There are lots of ways of making a good photograph such as the use of an artificial light (the flash) and how this improves quality.



There are also lots of ways to edit photographs to improve or alter it's quality.



Camera - a device to take pictures on.

Device - electronic equipment.

Landscape - wider rather than higher.

Portrait - higher rather than wider.

Framing - fitting something into a frame.

Compose - to create something.

Flash - artificial light source on a camera.

Background - part of a picture furthest away from the camera.

Edit - change after creating.

Filter - alter/change an image to improve it.