



Year 3 Computing - Stop frame animation



Knowledge

Knowledge and skills
Empower
You to
Succeed

Cronton CE Primary School




Keys to
Success

Autumn Term




Vocabulary

A simple animation technique is the use of a flip book with sticky notes.




We can create a stop frame animation using tablets too.

This involves a frame by frame approach to filming the animation.



When creating a stop frame animation, you can use a storyboard to plan out each scene.



The main thing to consider when creating an animation is consistency.



Animation - taking photographs to give the impression of movement.

Frame - a single image in a series of photos.

Sequence - order of the images.

Setting - place or surroundings of where something is positioned.

Onion skinning - editing technique to see if the frames line up.

Consistency - done in the same way to provide accuracy.

Evaluation - judging or assessing your work.

Transition - changing something.