



Art & Design: Self Portraits



Knowledge

Knowledge and skills
Enhances and
empowers
You to
Succeed

Cronton CE Primary School

Year One Autumn

Keys to
Success



Vocabulary

A portrait is a picture of a person, or people or animal.

A self portrait is a picture taken or painted by the person in it of themselves.

Portraits were used before cameras or phones to show other people what someone looked like.

Portraits were usually of rich or important people.

They were used to celebrate important achievements or events.

They can be used to tell people things about the artist.

Know the names of their facial features.

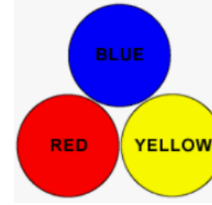
Most human beings have the same features e.g. a nose, eyes etc. but they are all unique to each person.

There are different types of pencils that make different types of marks and can be used in different ways.


Paint can have detail added to it after it is dry using other art materials such as pens, oil pastels etc.



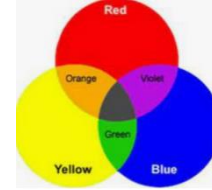
Primary colours: red, blue, yellow.



Cross Hatching - using lines that go across each other to show texture or light or dark.




Secondary colours: Orange, purple, green.



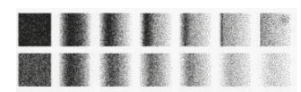
Stipple - dots placed to make texture or light or dark.



Powder paints need to be mixed in a **palette** before being used on paper. Powder paint can be mixed to be thick or thin, dark or light.



Shading



Tint - colour + white



Shade - colour + black



Palette



Pastels
Sticks of colour.
Can be either chalk or oil.

