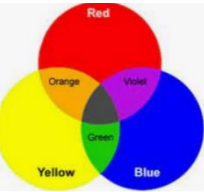









The Maya created many different types of artwork. Their art depicted their religious beliefs, their way of life, wars they had fought, how they sacrificed people and their kings. Sculptures were made of stone. They were often positioned beside altars. The Mayas made cooking pots, bowls, jars and vases from clay. These often had decorative patterns. They painted the vessels in a style called **polychrome** using a range of colours, such as orange, red and yellow. The decorations were from Maya mythology and everyday life. They painted large murals and frescoes usually in temples. Brush –water – palette – paint is the correct technique for mixing powder paints. Know where there is pattern, form, shape, and texture in art work.

<p>Primary & Secondary Colours</p>		<p>Wash Thin coat of diluted paint to cover a big area.</p>	
<p>Polychrome Using several colours to decorate.</p>		<p>Keyhole analysis - looking carefully at a part of a piece of work perhaps through a view finder.</p>	
<p>Mural A large painting on a wall.</p>		<p>Frescoe A large painting on a wall that is done while the plaster is still wet so the paint soaks in.</p>	
			
<p>Proportion Making sure a person or object is the right size compared to other objects in the picture.</p>	